



Westgrove House, Ettingshall Road, Wolverhampton, WV2 2LH

**TO LET**  
OFFICES

Rent  
£NOW LET

Sizes ranging from 1,042 sq.ft to

Ample parking

## Location

The offices are located at the junction of Ettingshall Road (A4126) and Parkfield Road (A4039), approximately 11/2 miles south east of Wolverhampton City Centre.

## Description

Westgrove House comprises a four storey, detached, office premises with parking. It comprises a ground floor office / showroom with 3 further floors of open plan office accommodation, some of which have recently been renovated. The offices benefit in part from air conditioning, central heating, suspended ceilings with recessed lighting and excellent internet speeds.

## Accommodation

Ground Floor - 1,192sq.ft 110.74sq.m NOW LET

First Floor - 1,046sq.ft 97.17sq.m NOW LET

Second Floor - 1,046sq.ft 97.17sq.m NOW LET

Third Floor - 1,042sq.ft 96.80sq.m NOW LET

The property is available on a floor by floor basis or a combination. The building may also be let as one.

All areas are approximate and on a net internal basis.

## Rent

Based on £10psf to include some or all of the services mentioned below.

Lighting of common parts

Cleaning of common parts

Heating where appropriate

Wifi / broadband where applicable

## Rates

To be assessed

## EPC

EPC = C - 67

## Lease

A new lease on terms to be agreed on an effective full repairing and insuring basis.

## VAT

VAT will be charged where appropriate.

## Viewing

By arrangement through:




Michael Tromans & Co 01902 425646

tromansandco@aol.com

## Subject to Contract

JS/SC Mar 25

Additional Images



# Location Map

